



## Holy Family Regional Catholic School

3265 Concord Road · Aston, Pennsylvania 19014

610-494-0147 www.holyfamilyaston.org

May 2020

Dear Parents,

The end of the year is just around the corner. However, we all know that learning does not and should not stop during the summer months. We hope that our students will have the opportunities to maintain and strengthen the skills they have learned this year at Holy Family Regional School. One important way to do that is to encourage reading throughout the summer. We are providing a list of recommended books at each grade level. Three books are starred to indicate that they are required reading. Your child's teacher may indicate what your child needs to do as a written response after reading the required books. It is our hope that all the children will add reading books to their list of "things to do this summer."

For children entering 5<sup>th</sup> grade the following books are required:

\*Holes by Louis Sachar

\*The War That Saved My Life by Kimberly Brubaker Bradley

\*Two Minute Drill by Mike Lupika

After reading the three required books, each student entering 5<sup>th</sup> grade is to complete a project about one of these books.

**\*\* See project information attached.**

---

Additional recommended reading:

Ungifted by Gordon Korman

Out of My Mind by Sharon M. Draper

Hatchet by Gary Paulsen

Dear Parents,


To verify that you received the information about **summer reading** please sign and return this bottom portion to your child's teacher. We thank you in advance for your support.

Parent Signature \_\_\_\_\_

Student's Name \_\_\_\_\_


# Cheeseburger Book Report

## Assembling Directions

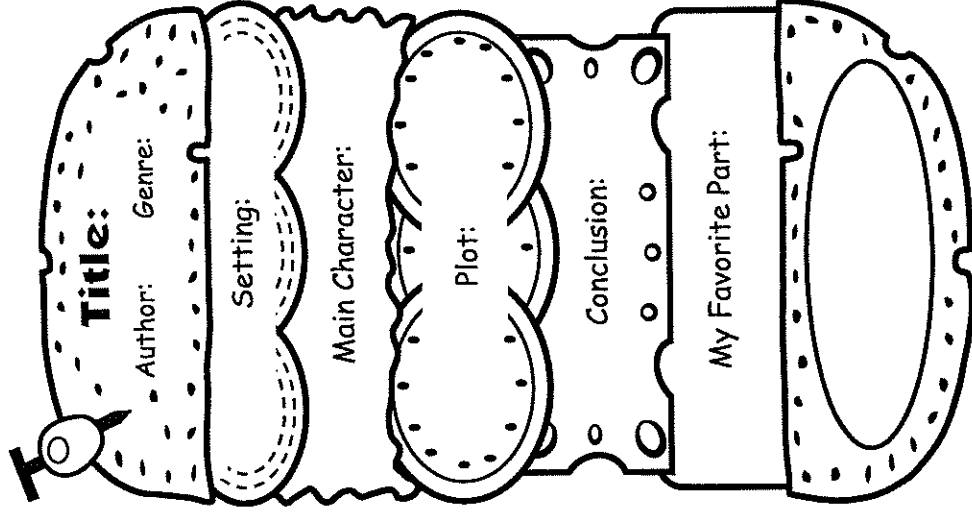


### Materials Needed:

<input type="checkbox"/> First Draft	<input type="checkbox"/> Pencil or Pen
<input type="checkbox"/> Final Draft Templates	<input type="checkbox"/> Color Pencils/Markers
<input type="checkbox"/> Evaluation Rubric	<input type="checkbox"/> Scissors, Glue, and Tape



1. Using your edited First Draft, complete the writing sections in your cheeseburger templates.
2. Draw and color a picture in the bottom section of the bun.
3. Color all of the layers of your cheeseburger.
4. Cut out the four sections of the cheeseburger along the solid black lines.
5. Glue the bun and onion on top of the lettuce.
6. Glue the lettuce and tomato on top of the cheese.
7. Glue the cheese on top of the meat and bun.
8. Turn your cheeseburger over and tape the back sections to make sure that they are secure and will not fall apart.



# Cheeseburger Book Report

Name: \_\_\_\_\_

Due Date: \_\_\_\_\_

## First Draft:

**Title:** \_\_\_\_\_

**Author:** \_\_\_\_\_

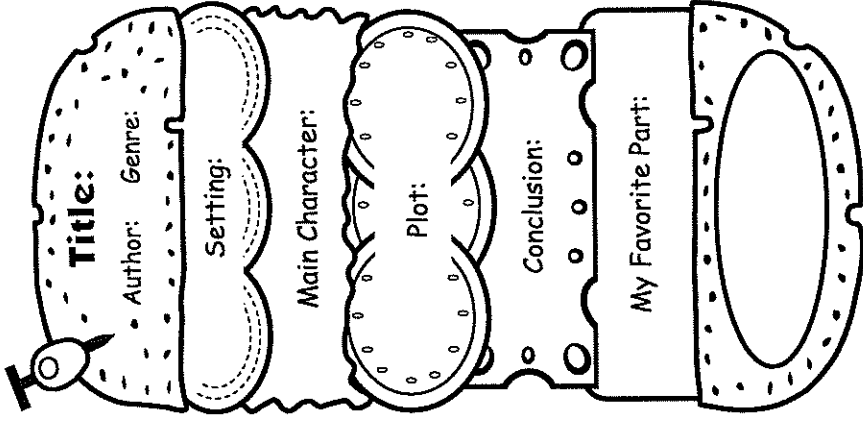
**Genre:** \_\_\_\_\_

The setting is when and where the story takes place.

**Setting:** \_\_\_\_\_  
\_\_\_\_\_  
\_\_\_\_\_  
\_\_\_\_\_

The main character is who the story is about.

**Main Character:** \_\_\_\_\_  
\_\_\_\_\_  
\_\_\_\_\_  
\_\_\_\_\_



The plot is the main events and actions that happen in the story.

**Plot:**

---

---

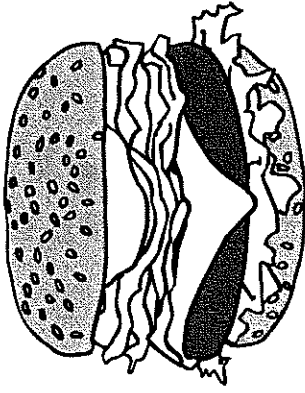
---

---

---

The conclusion is the ending of the story.

**Conclusion:**



---

---

---

---

---

---

Describe your favorite part of this book.

**My Favorite Part:**

---

---

---

---


---

✓ Remember to proofread and edit your first draft for mistakes in spelling, punctuation, capitalization, and grammar.

# Cheeseburger Book Report

Color the cheeseburger bun light brown, the olive green, and the onion yellow, purple, or white.

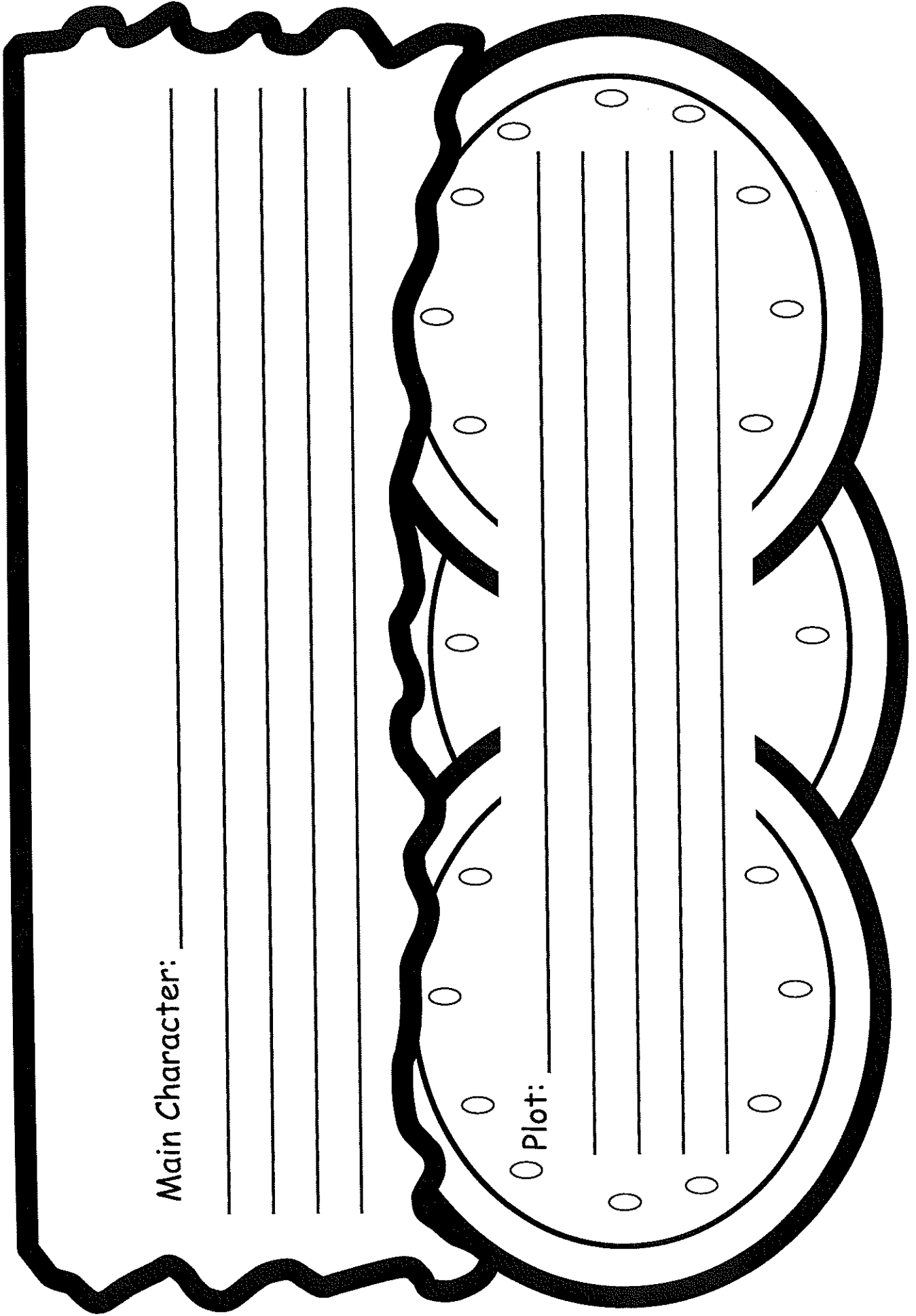
Cut out the four cheeseburger templates along the black solid lines.



Color the lettuce green and the tomato red. Glue the bun and onion on top of the lettuce.

Main Character: \_\_\_\_\_  
\_\_\_\_\_  
\_\_\_\_\_  
\_\_\_\_\_  
\_\_\_\_\_

Plot: \_\_\_\_\_  
\_\_\_\_\_  
\_\_\_\_\_  
\_\_\_\_\_  
\_\_\_\_\_

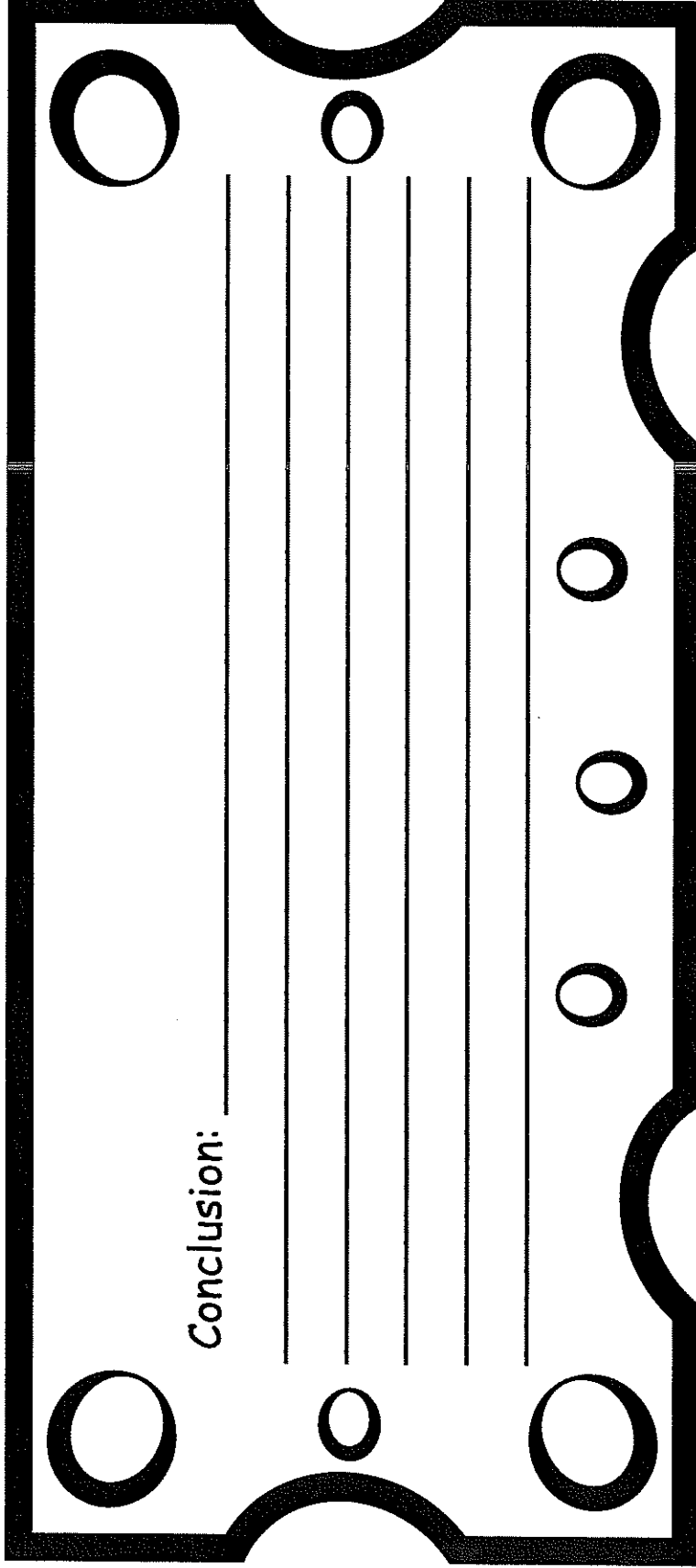


# Cheeseburger Book Report

Color the cheese yellow or orange.

Glue the tomato on top of the cheese.

Glue the cheese on top of the meat.



My Favorite Part: \_\_\_\_\_  
\_\_\_\_\_  
\_\_\_\_\_  
\_\_\_\_\_  
\_\_\_\_\_

Name: \_\_\_\_\_

Date: \_\_\_\_\_

Color the meat  
brown and the  
bun light brown.

Draw a picture in the  
middle of the bun.

